

the Davis.

DAVIS MUSEUM AT WELLESLEY COLLEGE

Curate an Exhibition!

Here's your chance to curate a pop-up exhibition! You will start by thinking about the objects you may want to exhibit. Some good starting points include: looking for inspiration in your immediate surroundings, outside, or online. What to display in your exhibition is up to you. Feel free to use printed images, small and lightweight objects, and to draw, paint, and collage directly on the pop-ups. All materials are welcome!

Once you decide on the content, follow the step-by-step graphics to create your pop-up structures. Then, start curating your exhibition! When arranging art-works on your pop-up forms, think about how they relate visually and conceptually.

What themes emerge? Is there a specific story you wish to tell? Are you making an exhibition for yourself or someone else? Feel free to include text or wall labels to provide more information on the object. Where is it from? Who created it? Why is it significant?



Booker, Chakaia, Urban Butterfly, 2001

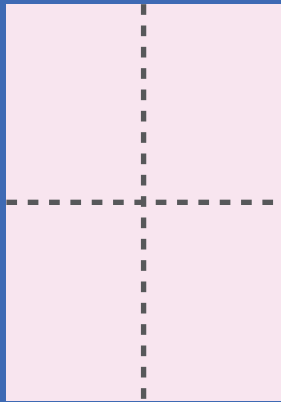
If you need a starting point, you can refer to the list of works from the Davis Museum. The list includes images and labels that you can print, cut, and glue onto your pop-up structure.

Materials for pop-ups


Standard 8.5" x 11" sheets of paper

Scissors or X-Acto

Glue or double-sided tape



1. fold and crease the paper along the dotted lines



2. fold the paper in 1/2 hotdog style



3. from the folded edge, draw two lines.

*both lines should be the same length but the distance between them can vary.

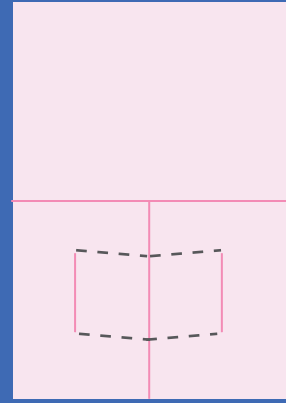
example



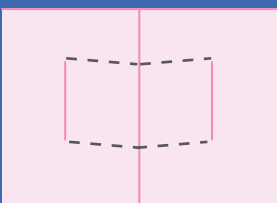
4. cut along the dotted lines to make a flap



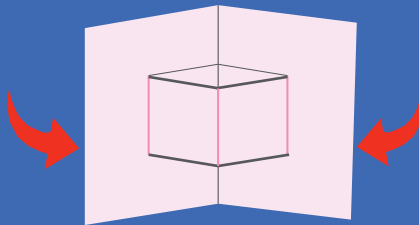
5. make a fold along the side of the flap that is still attached to the body of the paper



6. open the page



7. fold it in 1/2 hamburger style



8. slowly fold the page inward to create the pop-up "leaf".

You've made your first pop-up!
Once you've made more, connect them by glueing or taping the front and back covers to one another. 2 possible formats.



OR





Artist: Valdez, Amanda
Culture: American
Title: Drunkard's Path
Date: 2017
State: Embroidery, canvas, oil stick



Artist: Unknown
Culture: Chinese
Title: Bowl
Date: Qing dynasty, Daoguang period, 1821-50
Place Made: China

Artist: Warhol, Andy
Culture: American
Title: Brillo Box
Date: 1964
Medium: Synthetic polymer paint and screen print



Artist: Unknown
Culture: Classic Veracruz
Title: Big Eyed Figurine
Date: Classic 600-900
Place Made: Veracruz, East Mexico



Artist: Matelli, Tony
Culture: American
Title: Arrangement 9
Date: 2014
Medium: Painted bronze, cast painted plastic, MDF

Artist: Valdez, Amanda
Culture: American
Title: Drunkard's Path
Date: 2017
State: Embroidery, canvas, oil stick mirror mounted



Artist: Chadwick, Lynn Russell
Culture: British
Title: Walking Cloaked Figures
Date: 1978
Medium: Bronze

Artist: Unknown
Culture: American
Title: Case with Portrait of Man and Two Dogs
Date: 19th century
Medium: Daguerreotype, quarter plate

Artist: D'Arcangelo, Allan
Culture: American
Title: Side-View Mirror
Date: 1966
Medium: Screen print Plexiglas in metal side-view